




XK20 alignment laser system

Build to international standards

The XK20 system is our second generation alignment laser system designed specifically to make machine build easier, faster and in conformance to the latest ISO standards. Using a laser alignment system helps to ensure high machine accuracy and durability while reducing operator error.



A foundation for precision

At Renishaw, we design and develop industrial products that enable manufacturers to build high accuracy machines and parts. Our innovative solutions help quantify process capability to reduce costs and improve efficiency. As market leaders, our laser systems have been the foundation for precision, quality and reliability for over 35 years.



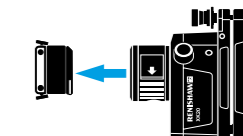
XK20 measurements

For linear axes



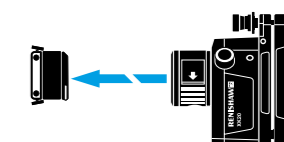
Straightness

Measures both horizontal and vertical straightness simultaneously. Essential for all machine builds to ensure accuracy when mounting and aligning stages and guideways.



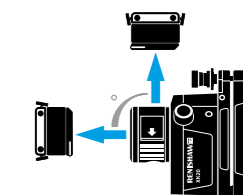
Long range straightness

Measure straightness over distances up to 40 m with our advanced long range feature. This ensures repeatable results while minimising measurement time.



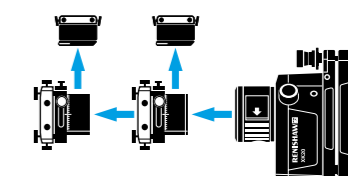
Squareness

Measures the orthogonality of two machine axes. This would typically be used to ensure that machine axes and beds are at 90° angles, to align machine rails, or when squaring separate machine assemblies.



Parallelism

Measures the straightness deviation or overall misalignment angle between two nominally parallel axes. It is typically used during the manufacture of machine tool structures.



Coming soon

For installation and automation



Flatness

Measures vertical deviation along a machine bed, rails, or other machine planes.



Level

Measures machine level with respect to gravity, or to a separate machine surface.

For rotary axes and spindles



Coaxiality

Measures the deviation of one rotating centre from another.



Spindle direction

Measures the angle at which a spindle or chuck is pointing.

System overview

Launch unit

The launch unit is the laser reference of the XK20 system. It has a built-in calibrated pentaprism, precision rotating head, and digital levels. This provides a stable reference for straightness, parallelism, squareness and flatness measurements. It can also be used for leveling machines and castings.

Key features

- Digital precision levels
- 360° laser head rotation
- Rechargeable battery
- Over 12 hours of continuous use



Moving unit (M unit)

The M unit is the primary sensor for the majority of XK20 system measurements. Similar to traditional dial indicators, when mounted on the axes or carriages being measured, the M unit detects deviations from the laser reference and sends a digital record to the CARTO XK20 app for analysis.

Key features

- 2 axis PSD sensor
- Wireless connectivity to CARTO XK20 app
- Rechargeable battery
- Over 12 hours of continuous use



Software overview

The Renishaw CARTO XK20 app provides an intuitive and simple interface with easy navigation.

Mobile app

Developed specifically for machine builders, CARTO XK20 is an app-based software ideal for factory environments. Operators can use various Android™ devices or Renishaw XK20 display unit to streamline their measurement and assembly processes.



Easy set-up

Aligning the laser to the workpiece or machine is crucial before taking measurements. However, this can be time-consuming, especially over long distances. The CARTO XK20 app simplifies this task, making it faster and easier to use.



Data analysis

Data analysis can be tailored to user needs, for example:

- view error graphs quickly with custom tolerances
- report results in relevant ISO standard formats
- download raw data for research and development analysis.



Built-in user guide

Most laser systems require extensive training for effective operation and reliable results. The XK20 system requires minimal user training. The built-in guide provides step-by-step instructions, with images and illustrations, designed for both skilled and unskilled operators.

Accessories

When combined with additional accessories, the XK20 system measures a wide variety of machine types and configurations.

Mounting accessories

Renishaw has designed a selection of mounting accessories that enable versatile mounting of the system on a variety of machine configurations.

- 1 Reference mount
- 2 Launch L bracket
- 3 Pillars
- 4 Low profile magnetic base



Squareness and parallelism accessories

The XK20 parallelism and squareness optic is a calibrated pentaprism which enables horizontal parallelism measurement.

This can be used to measure squareness of 'T' shaped castings, gantry and moving bed machines.

- 5 Parallelism optic
- 6 Tripod stage
- 7 Parallelism stage
- 8 90° transceiver bracket



XK20 system specifications

Launch and M unit

System performance	Launch unit	M unit
Beam measurement range	40 m radius	20 m
Laser output	Class 2	Class 2
Power	Heavy duty Li-Ion chargeable	Heavy duty Li-Ion chargeable
Operating time	Over 12 hours continuous use	Over 12 hours continuous use
Precision level	20 µm/m	–
Specified accuracy range	–10 °C to 50 °C	–20 °C to 50 °C
Recommended recalibration period	2 years	2 years
IP rating	Not applicable	IP 66/67 (IEC 60529)

Display unit

Power	Fixed heavy duty Li-Ion (chargeable)
Operating time	Up to 16 hours continuous use
Screen size	8" LCD capacitive multi-touch colour display
IP rating	IP 66/67 (IEC 60529)

Performance specifications

Straightness (Launch and M unit)	
Range	±5 mm
Accuracy	±0.008A ±0.8 µm
Resolution	0.1 µm

A = displayed straightness reading (µm)

Parallelism	
Range	±5 mm
Accuracy (i)	±0.008A/M ±1.4/M ±2 µm/m*
Accuracy (ii)	±0.008A ±1.4 ±2M µm*
Resolution	0.1 µm

* laser to pentaprism distance >0.2 m
 (i) angle between rails
 (ii) geometric tolerancing relative to the reference rail / point-to-point variation
 A = (largest) straightness reading (µm)
 M = length of the axis (m)

Squareness	
Range	±5 mm
Accuracy*	±0.008A/M ±1.4/M ±4 µm/m
Resolution	0.1 µm

A = straightness reading of the furthest point (µm)
 M = length of the (shortest) axis (m)
 * with squareness calibration factor

Comparison chart

Measurements	XK10	XK20
Straightness	Y	Y
Squareness	Y	Y
Extended squareness	N	Y
Parallelism (horizontal)	Y	Y
Parallelism (vertical)	Y	Y
Parallelism (combined)	Y	Y
Long range straightness	N	Y
Flatness	Y	Coming soon
Coaxiality	Y	Coming soon
Spindle direction	Y	Coming soon
Level	N	Coming soon

System	XK10	XK20
Battery life	Up to 4 hours continuous operation	Over 12 hours continuous operation*
Mobile device capable	XK10 display unit	Android™ devices
Data transfer	USB	USB and wireless
Recalibration period	2 years	2 years

* Depends on mobile device used

Service and quality

Our ongoing commitment to service and quality provides our customers with the complete solution



Training

Renishaw offers an established range of comprehensive operator training courses either on-site or at a Renishaw training centre.

Our experience in metrology allows us to teach not just about our products, but also underlying scientific principles and methods of best practice. This enables our customers to get the most out of their manufacturing processes.

Support

Our products enhance quality and productivity, and we strive for total customer satisfaction through superior customer service and expert knowledge of potential product applications.

When you purchase a laser or ballbar system from Renishaw, you are buying into a worldwide support network that understands machine metrology and the service of production equipment.

Certification

Renishaw plc is certified and audited regularly to the latest ISO 9001 quality assurance standard. This ensures all aspects of design, manufacture, sales, after sales support, and recalibration remain at the highest standards.

The certificate is issued by BSI Management Systems, an internationally recognised certification body, accredited by UKAS.



www.renishaw.com/xk20



#renishaw



+44 (0) 1453 524524



uk@renishaw.com

© 2025 Renishaw plc. All rights reserved. RENISHAW® and the probe symbol are registered trade marks of Renishaw plc. Renishaw product names, designations and the mark 'apply innovation' are trade marks of Renishaw plc or its subsidiaries. Other brand, product or company names are trade marks of their respective owners. Renishaw plc. Registered in England and Wales. Company no: 1106260. Registered office: New Mills, Wotton-under-Edge, Glos, GL12 8JR, UK.

WHILE CONSIDERABLE EFFORT WAS MADE TO VERIFY THE ACCURACY OF THIS DOCUMENT AT PUBLICATION, ALL WARRANTIES, CONDITIONS, REPRESENTATIONS AND LIABILITY, HOWSOEVER ARISING, ARE EXCLUDED TO THE EXTENT PERMITTED BY LAW.



Part no.: L-9971-9031-01-B